

SHINOBI

QUICK START GUIDE

Contents

Introduction	2
Checklist	3
You will also need	3
AtomX Accessories	3
Getting started	4
Connect and Power-up	4
Physical features	5
Touchscreen/User Interface	8
Monitor assist tools	9
Warranty & Conditions	10

Introduction

Thank you for purchasing the Atomos Shinobi, utilising professional HDMI connectivity to monitor professional 4Kp30. The class leading AtomHDR monitor lets you visualize 10.5+ stops of dynamic range, with 1000nit brightness for daylight viewing and 10-bit processing for smooth gradations. With so many Monitor features, please take the time to read through this Quick Start Guide and register your product for free updates.



**DOWNLOAD THE FULL
SHINOBI USER MANUAL**

www.atomos.com/support

Checklist

- 1 x Shinobi
- 1 x AC Power Adaptor
- 1 x Quick Start Guide

You will also need (sold separately)

HDMI Cable

Atomos have a range of HDMI cables with die cast connectors and coiled cables in a range of lengths and connections (sold separately).

See the full range of Atomos HDMI cables on our website:

www.atomos.com/hdmi-cables

ATOM X Accessories (sold separately)

Atomos have a range of accessories tailored to usage with the Shinobi. Visit your nearest Atomos reseller to discover the range of available accessories that will get you up and running enhance your production workflow.

Batteries and power:

- ATOMOS 5200mAh 4 Cell NPF Style Battery NP-770
- ATOMOS 7800mAh 6 Cell NPF Style Battery NP-970
- ATOMOS Fast Battery Charger with Multi plug PSU
- ATOMOS Power Kit for all Atomos 5" & 7" Monitor Recorders

Cables:

- ATOMOS AtomFLEX HDMI 4K60p Full to Full (30cm/40cm/50cm)
- ATOMOS AtomFLEX HDMI 4K60p Full to Micro (30cm/40cm/50cm)
- HDMI Coiled cable 4Kp30 Full to Full (30cm/50cm)
- HDMI Coiled cable 4Kp30 Full to Micro (30cm/50cm)

Sunhood:

- Ninja V 5" Sunhood (compatible with Shinobi)

Getting started

Power

You can power the device using the supplied AC power supply, but if you plan to use a battery we recommend you fully charge before use.

Choosing the right battery for your application

Battery time (Based on 7.4V)	Standby mode	Monitor mode
	2600mAh - 3hrs	2600mAh - 1.5hrs
	5200mAh - 6hrs	5200mAh - 3hrs
	7800mAh - 12hrs	7800mAh - 6hrs

⚠ **We recommend using Atomos NP-F series batteries.**

Connect and power-up

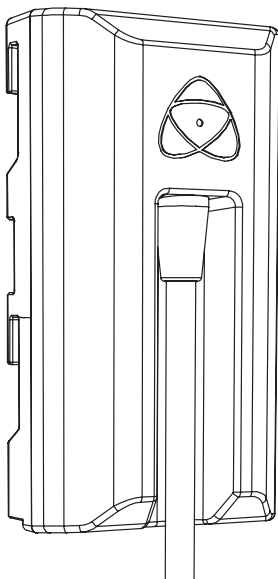
Battery / Battery Eliminator

Shinobi has a single battery slot. To connect a compatible battery, place the battery in front of the retaining lug, align with the connectors and slide the battery into the lock position.

To connect the supplied Battery Eliminator, follow the same procedure and lock battery into position.

Touching the Battery icon in the top right of your screen will allow you to accurately see remaining battery life. Refer to the User Manual for more information.

Physical features



12V-15W AC Battery Eliminator
P/N: ATOMACP005

On/Off and Screen Lock

To turn the Shinobi on, press the power button on the side of the unit. To shut down, hold the button for at least 4 seconds (until unit turns off).

Remote Port

The Shinobi screen can be calibrated using the X-Rite i1Display Pro. To connect you will need a USB to serial cable. Refer to the AtomX accessory range. USB to serial cable (ATOMCAB004).

HDMI In

HDMI input connection used to record to the Shinobi supports up to 4Kp30.

Battery Release

Press the release button and slide battery away from unit to remove.

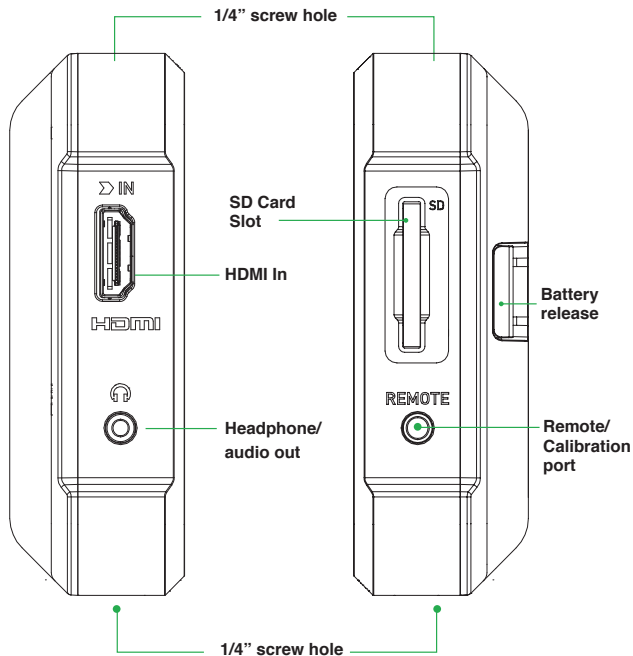
SD Card Slot

Use SD cards to load LUTs and/or update firmware.

Screw Holes / Mounts

1/4" screw hole top and bottom.

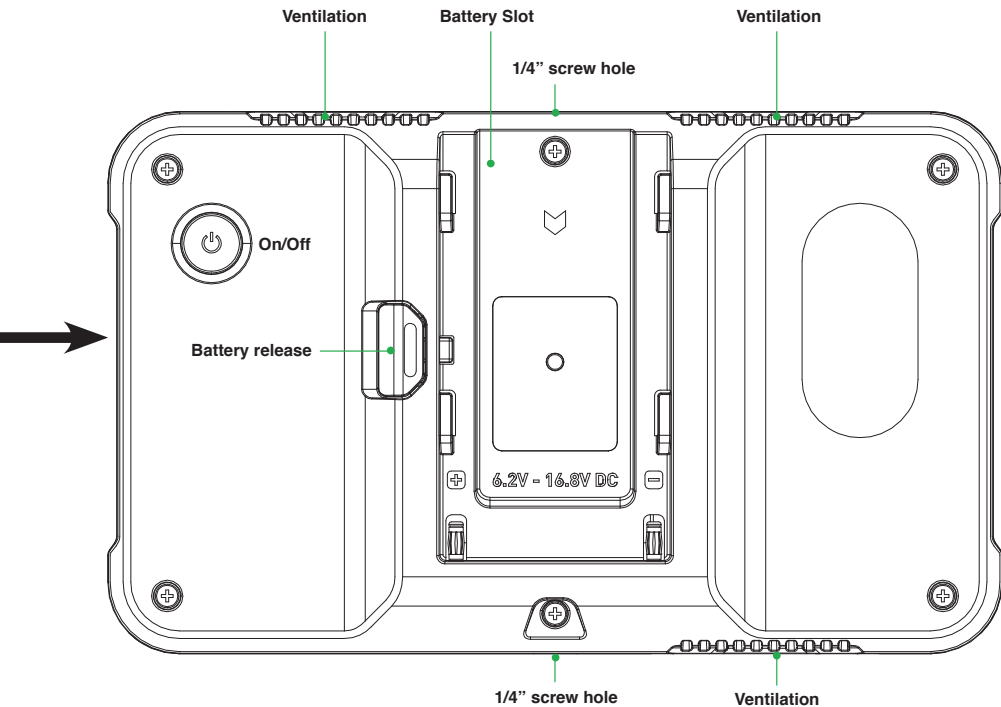
Physical features



⚠ SD Cards



Ensure correct orientation when inserting SD cards. Never force the SD card. If having difficulty check the orientation of card is correct.



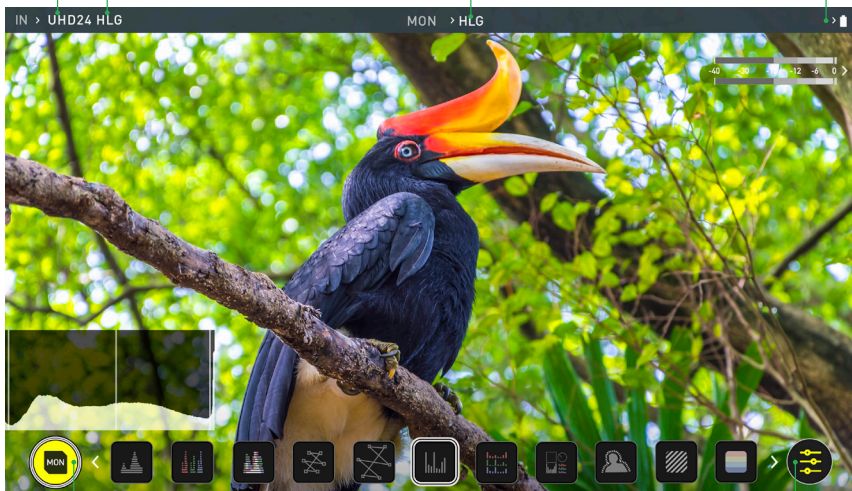
Touchscreen / User Interface

VIDEO INPUT

GAMMA

MONITORING MODE

BATTERY



MON (Monitor)

Tap to reveal monitoring features. Tap again to hide.

Monitor features

See next page

Settings

Press to access settings for monitoring tools

Monitor assist tools



Luma Waveform

A great way to visualize the dynamic range of your image.



RGB Parade

Monitor the level of red, green and blue from an input source.



RGB Overlay

Monitor the level of red, green and blue from an input source.



Vectorscope

This is useful for checking if an image is under or over saturated.



Vectorscope Zoom

8x of the center of the vectorscope. Useful when setting white balance.



Histogram

Visualize your exposure over the entire image.



RGB Histogram

Visualize the distribution of colors in an image.



Analysis

Show video, waveform, histogram and vectorscope simultaneously.



Focus Peaking

Ensure your recordings are always in focus.



Zebra Pattern

Use Zebra to check exposure and set exposure levels.



False Color

A visualization of exposure across the image



Blue Only Exposure

Observe the noise content of a video image.



Zoom 1:1

Punch in and check critical focus across 4K images.



Zoom x2

Punch in and check critical focus.



Zoom x4

Punch in and check critical focus (x4).



Safe Areas

Action area and title safe areas displayed.



Cinema Guides

Cine or TV frame guides.



Anamorphic Desqueeze

Allows you to correctly view images when using anamorphic lenses

Warranty & Conditions

Notice

Copyright © 2018 ATOMOS Global Pty Ltd ('referred to as ATOMOS'). All rights reserved. All information in this document is subject to change without notice. No part of the document may be reproduced or transmitted in any form, or by any means, electronic or mechanical, including photocopying or recording, without the express written permission of ATOMOS. A reference to ATOMOS includes its related entities, subsidiaries and parent company.

Trademarks

Shinobi / ATOMOS are registered trademarks of ATOMOS Pty Ltd. Apple, the Apple logo, AppleShare, AppleTalk, FireWire, iPod, iPod Touch, Mac, and Macintosh are registered trademarks of Apple Inc. Final Cut Pro, QuickTime and the QuickTime Logo are trademarks of Apple Inc. All other trademarks are the property of their respective holders.

International Hardware Limited Warranty (1 Year Standard)

ATOMOS warrants that:

- The main product, not including the IPS screen, or any external accessories, will be free from defects in materials and workmanship for a period of 1 year from the date of purchase;
- The TFT/LCD, batteries, case and master caddies will be free from defects in materials and workmanship for a period of 1 year from the date of purchase regardless of registration. This warranty is exclusively for the benefit of the original purchaser and is not assignable or transferable.

If during the warranty period the product is shown to be defective ATOMOS may at its option:

- a) replace the goods or supply equivalent ones,
- b) repair the goods,
- c) pay the cost of replacing the goods or of acquiring equivalent ones and
- d) paying the cost of having the goods repaired;

The customer must notify ATOMOS of any defect in the goods in writing prior to the expiry of the warranty periods set out above. The customer will be solely responsible for returning the goods to ATOMOS or its authorized distributor. Upon acceptance of a warranty claim by ATOMOS, where ATOMOS repairs or replaces the goods, it will be responsible for reasonable shipping costs incurred in sending the goods to the Customer, provided that customer is located in a country in which ATOMOS has an authorized distributor or repair center or agent.

Warranty Exclusions

This warranty applies only to defects in workmanship and does not cover defects caused by:

- A failure to comply with the then current operating instructions issued by ATOMOS;
- Neglect;
- Improper or negligent acts or omissions;
- Unauthorized repairs or attempted repairs;
- Tampering with or modification of the goods;
- Connection to incompatible equipment or power sources;
- Exposure to water or weather;
- Exposure to magnetic fields or corrosive liquids or substances;

EXCEPT AS STATED IN THIS WARRANTY, ATOMOS, IT'S VENDORS, AGENTS, RESELLERS AND DISTRIBUTORS DISCLAIM IN THEIR ENTIRETY ALL OTHER WARRANTIES, EXPRESS OR IMPLIED, INCLUDING WITHOUT LIMITATION ALL WARRANTIES OF MERCHANTABILITY OR FITNESS FOR A PARTICULAR PURPOSE. THE REMEDIES OUTLINED IN THIS WARRANTY ARE THE EXCLUSIVE REMEDY A CUSTOMER HAS ARISING FROM DEFECTIVE GOODS WHICH ARE SUBJECT TO THE WARRANTY. ATOMOS DOES NOT WARRANT THAT THE GOODS WILL OPERATE IN A MANNER WHICH IS ERROR FREE, OR UNINTERRUPTED. THE GOODS ARE NOT INTENDED TO BE THE PRIMARY OR ONLY DATA STORAGE DEVICE FOR DATA – CUSTOMERS ARE SOLELY RESPONSIBLE FOR BACK UP AND PROTECTION OF DATA.

Software License Agreement

IMPORTANT, PLEASE READ CAREFULLY. THIS IS A LICENSE AGREEMENT.

This ATOMOS software, related documentation, any included sample images and other files (the "Software"), is protected by copyright laws and international copyright treaties, as well as other intellectual property laws and treaties. The Software is licensed, not sold.

This End User License Agreement ("EULA") is a legal agreement between you (either an individual or a single entity) and ATOMOS with regard to the copyrighted Software provided with this EULA. Use of the Software provided to you by ATOMOS in whatever form or media, will constitute your acceptance of these terms, unless separate terms are provided by the software supplier, in which case certain additional or different terms may apply. If you do not agree with the terms of this EULA, do not download, install copy or use the Software. By installing, copying or otherwise using the Software, you agree to be bound to the terms of this EULA. If you do not agree to the terms of this EULA, ATOMOS is unwilling to license the Software to you.

1. Eligible licensees. This Software is available for license solely to purchasers of the ATOMOS Shinobi, who have purchased a unit manufactured by ATOMOS Shinobi and purchased through an ATOMOS authorized reseller, with no right of duplication or further distribution, licensing or sub-licensing.
2. License Grant. ATOMOS grants you a personal, non-transferable and non-exclusive right to use the copy of the Software provided with this EULA. You agree you will not copy the Software except as necessary to use it with the ATOMOS Shinobi. You agree that you may not copy the written materials accompanying the Software. Modifying, reverse engineering, translating, renting, copying, transferring or assigning all or part of the Software or any rights granted hereunder, to any other persons or reverse engineering the hardware on which the Software runs, is strictly prohibited. The software is license, not sold. You acknowledge that no title to intellectual property in the Software is transferable to you. You further acknowledge that title and full ownership rights to the Software will remain the exclusive property of ATOMOS and/or its suppliers, and you will not acquire any rights to the Software, except as expressly set forth above. All copies of the software will contain the same proprietary notices as contained in or on the Software. All title and copyrights in and to the Software (including but not limited to any images, animations, video, audio, text incorporated), the accompanying printed materials, and any copies of the Software are owned by ATOMOS or its suppliers.
3. Reverse engineering. You agree that you will not attempt, and if you are a corporation, you will use your best efforts to prevent your employees and contractors from attempting to reverse compile, derive circuits, modify, translate or disassemble the Software and/or the ATOMOS Shinobi in whole or in part. Any failure to comply with the above or any other terms and conditions contained herein will result in the automatic termination of this license and the reversion of the rights granted hereunder by ATOMOS.

ATOMOS reserves the right to terminate this license without prejudice to any additional recourse ATOMOS may have against you if you violate any of its terms and conditions.

For more detailed instructions and important up-to-date information regarding Shinobi please download the complete Shinobi User Manual from:

www.atomos.com/support

Visit Atomos online for full technical specifications,
tutorials, camera compatibility and more.

